

PLEASE KEEP ME WITH YOUR PROOF OF PURCHASE FOR FUTURE REFERENCE.








**ATTENTION:**

1. Please read these instructions carefully before assembly
2. Aluminium is soft metal and over tightening may strip thread or break the part
3. **DO NOT** use power tools however you will require a 14mm spanner to assemble product.
4. Please allow 30 minutes for assembly.
5. Although assembly only requires 1 person it is advised that a second person be present to help turn the table over and into position when fully assembled.

**ASSEMBLY STEPS:**

1. Remove glass and safely put aside
2. On a soft clean surface, lay the table top upside down and attach each leg using bolt (E), Flat Washer (F), lock washer (G).
3. Gently tighten all bolts in turn, do not over tighten.
4. Turn table back over and place where required.
5. Carefully place glass onto the top and lightly press onto suckers to secure

**For more information regarding maintenance of your furniture and to register your warranty, please visit [www.hartmanuk.com](http://www.hartmanuk.com)**

Component's					Fixings				
Parts List	Parts Picture	Description	QTY	Part no	Parts list	Parts Picture	Description	QTY	Part no.
A		Table top	1	62400322A	E	 (M8*25)	Bolt	8	2002191
B		Glass Top	1	62400322B	F	 (M8)	Flat Washer	8	1001162
C		Leg	4	62400322C	G	 (M8)	Lock Washer	8	1002162
					H		Screw In Feet	8	1005162

For replacement or lost spare parts please go to <http://faq.hartmanuk.co.uk/spares/>

**Should you have any queries about your furniture your first point of contact should be the retailer from whom you purchased your product.**

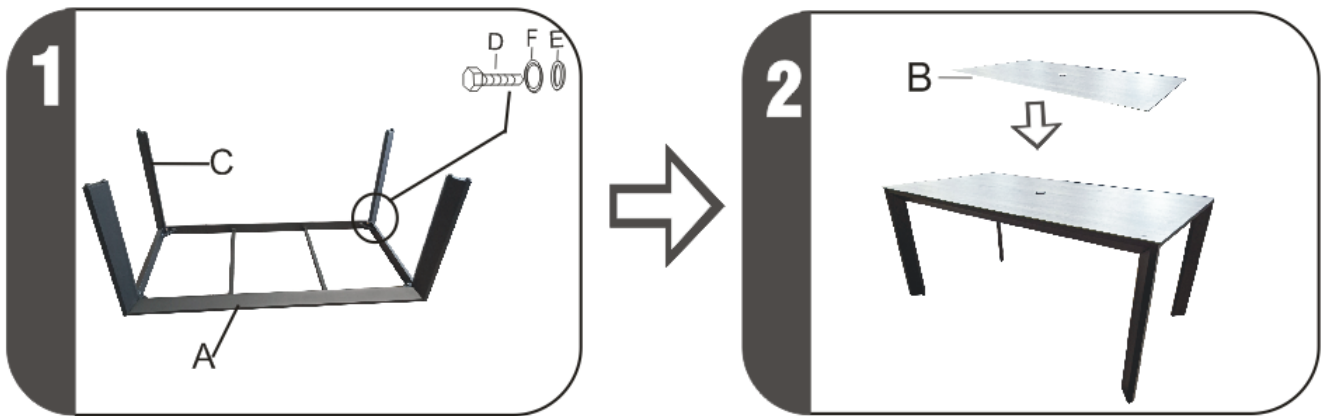
PLEASE KEEP ME WITH YOUR PROOF OF PURCHASE FOR FUTURE REFERENCE.



**ASSEMBLY INSTRUCTIONS**

**AURORA CONTEMPORARY 170X90CM RECTANGULAR CERAMIC GLASS TABLE**

(62400322)



For replacement or lost spare parts please go to <http://faq.hartmanuk.co.uk/spares/>  
**Should you have any queries about your furniture your first point of contact should be the retailer from whom you purchased your product.**